


Typical Home Network












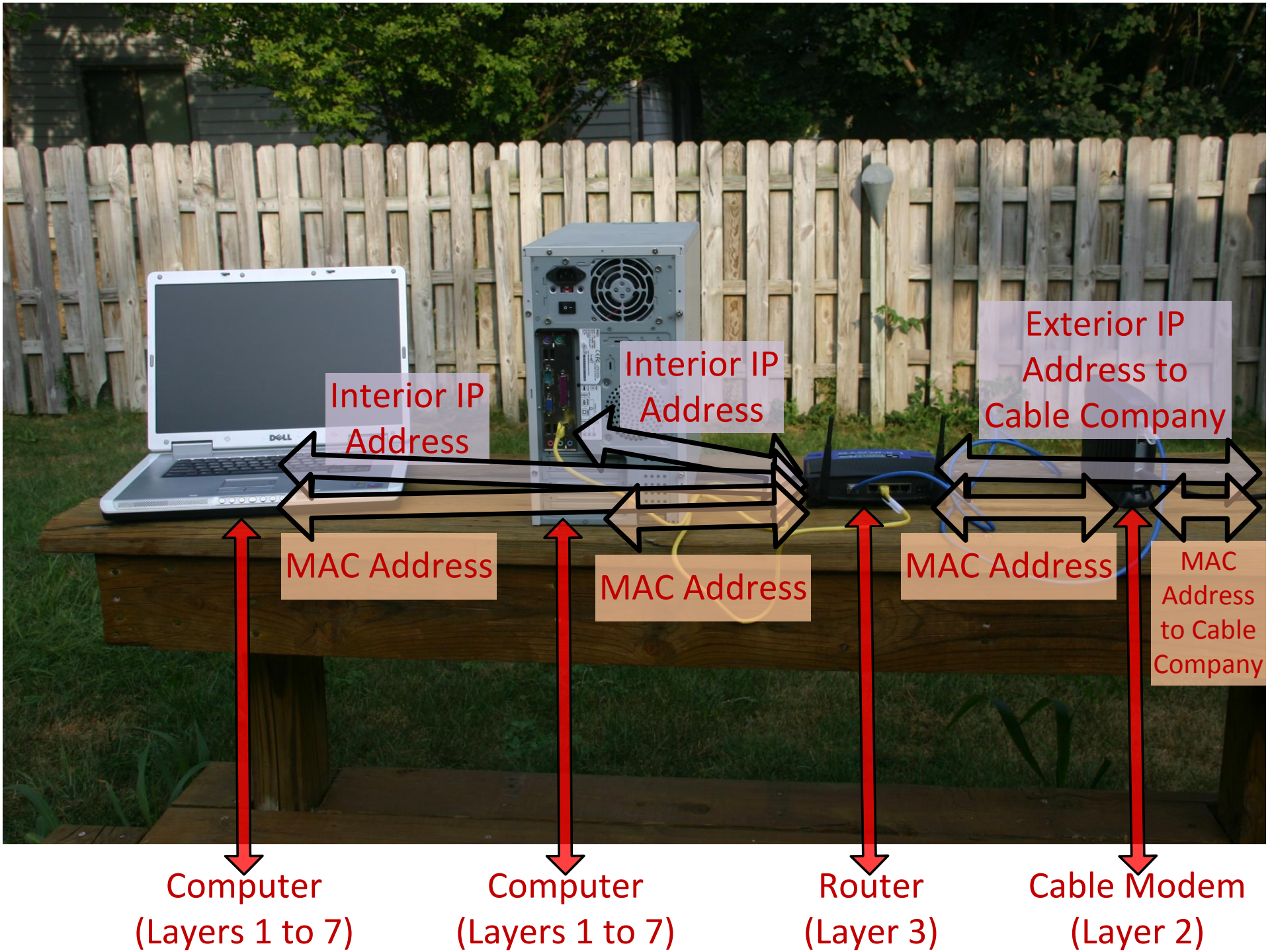


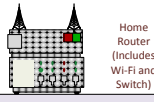
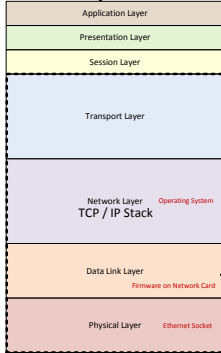




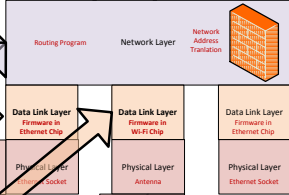




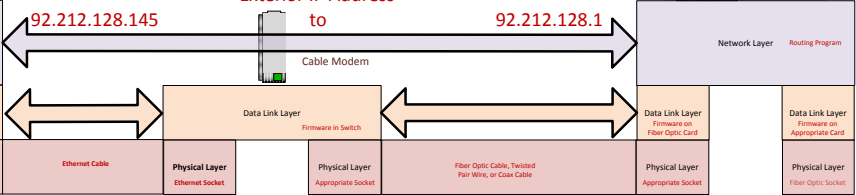





Home Router
(Includes
Wi-Fi and
Switch)



Exterior IP Address

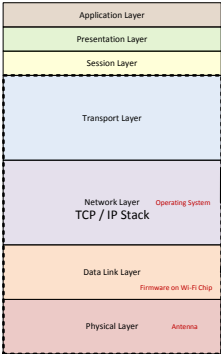


Internet Service
Provider Router




Interior IP Address
192.168.1.2 to 192.168.1.1

MAC addresses burned into firmware
41:23:33:BA:F0:11 to 23:8B:2C:18:F3:26



Interior IP Address
192.168.1.3 to 192.168.1.1

MAC addresses burned into firmware
41:23:33:BA:F0:11 to 23:8B:2C:18:F7:47



MAC addresses
burned into
firmware
41:23:33:BA:F3:2C
to
72:CC:48:21:3F:66

MAC addresses burned
into firmware
72:CC:48:21:3F:67
to
3B:49:92:7B:03:A1

 iGoogle - Mozilla Firefox

File Edit View History Bookmarks

 iGoogle



 192.168.1.1




Maps



News



Authentication Required ✕

 A username and password are being requested by http://192.168.1.1. The site says: "NETGEAR WGR614v10"

User Name:

Password:

BASIC

ADVANCED

Home ▶

Internet ▶

Wireless ▶

Attached Devices ▶

Parental Controls ▶

Guest Network ▶



Internet

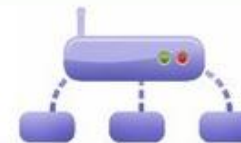
STATUS: **GOOD**



Wireless

Name(SSID): **Badman**

Key/Password: XXXXXXXXXX



Attached Devices

Number of Devices : **1**



Parental Controls

STATUS: **NOT ENABLED**



Guest Network

STATUS: **NOT ENABLED**

BASIC

ADVANCED

Home ▶

Internet ▶

Wireless ▶

Attached Devices ▶

Parental Controls ▶

Guest Network ▶

Internet Setup

Apply ▶

Cancel

Test ▶

Does your Internet connection require a login?

- Yes
- No

Account Name (If Required)

Domain Name (If Required)

Internet IP Address

- Get Dynamically from ISP
- Use Static IP Address

IP Address

98	.212	.128	.145
----	------	------	------

IP Subnet Mask

255	.255	.248	.0
-----	------	------	----

Gateway IP Address

98	.212	.128	.1
----	------	------	----

Domain Name Server (DNS) Address

- Get Automatically from ISP

Help Center

Show/Hide Help Center

BASIC

ADVANCED

Home ▶

Internet ▶

Wireless ▶

Attached Devices ▶

Parental Controls ▶

Guest Network ▶

Wireless Settings

Apply ▶

Cancel

Wireless Network

- Enable SSID Broadcast
- Enable Wireless Isolation

Name (SSID):

Region:

Channel:

Mode:

Security Options

- None
- WPA2-PSK [AES]
- WPA-PSK [TKIP] + WPA2-PSK [AES]

Security Options (WPA2-PSK)

Passphrase: (8-63 characters or 64 hex digits)

Help Center

Show/Hide Help Center

BASIC

ADVANCED

Home ▶

Internet ▶

Wireless ▶

Attached Devices ▶

Parental Controls ▶

Guest Network ▶

Attached Devices

Refresh

Wired Devices

#	IP Address	Device Name	MAC Address
1	192.168.1.2	BADMAN	00:1A:A0:71:68:0A

Wireless Devices (Wireless intruders also show up here)

#	IP Address	Device Name	MAC Address
1	192.168.1.3	DELL9200	00:0E:35:DF:A7:13

Help Center

Show/Hide Help Center

BASIC

ADVANCED

ADVANCED Home

Setup Wizard

WPS Wizard

▶ Setup

▶ Security

▶ Administration

▶ Advanced Setup

✓ Router Information

Hardware Version	WGR614v10
Firmware Version	V1.0.2.54_60.0.82NA
GUI Language Version	V1.0.2.54_2.1.17.1
LAN Port	
MAC Address	10:0D:7F:96:74:DE
IP Address	192.168.1.1
DHCP	On

Reboot

✓ Internet Port

MAC Address	00:1a:a0:71:68:0a
IP Address	98.212.128.145
Connection	DHCP
IP Subnet Mask	255.255.248.0
Domain Name Server	75.75.75.75 75.75.76.76

Show Statistics

Connection Status

✓ Wireless Settings

Name (SSID)	Badman
Region	North America
Channel	Auto (1)
Mode	Up to 72Mbps
Wireless AP	On
Broadcast Name	On
Wireless isolation	Off
Wi-Fi Protected Setup	Configured

⚠ Guest Network

Name (SSID)	---
Wireless AP	Off
Broadcast Name	---
Wireless isolation	---
Allow guest to access My Local Network	---

end of presentation